Constant Current Driver

Model: LC40W250-400

Model	Output Current	Input Current	Input Power	Output Power Range	PF	Efficiency	Output Voltage	No load Voltage
LC40W250-400	250mA	0.24A	46.6W	12.5-40.0W	0.95	90%	50-160V	200V
	300mA	0.24A	47.2W	15.0-40.5W			50-135V	
	350mA	0.24A	46.9W	17.5-40.25W			50-115V	
	400mA	0.24A	46.6W	20.0-40.0W			50-100V	

*** Test result @230V, 50Hz, Full Load.**

1. Parameters

category	Item	Technical Norm
Features	Output Type	Constant Current
	IP Grade	IP20
	Insulation Class	Class I
Input	Rated Input Voltage	220-240VAC
	Range of Input Voltage	198-264VAC
	Frequency	50/60Hz
	Input Current	≤0.24A (230VAC，full load)
	Input Power	≤47.2W (230VAC，full load)
	Power Factor	≥0.95(230VAC，full load)
	THD	≤15% (230VAC，full load)
	No-load Power Consumption	≤0.5W @230VAC
	Inrush Current	≤40A/400us (230VAC, Full-load)
	Connected quantity of 16A Breaker	15pcs/type B ; 24pcs/type C @ 230Vac
	Input Over Voltage protection	When input voltage over 330-390VAC , output will be cut off, and can withstand 2 hrs. That is auto recovery, when input voltage come back normal input voltage range.
Output	Current Accuracy	±5%
	Max. Output Power	40.5W

	Max. Output Voltage(Uout) 最大输出电压	200V
	Started Delay Time 启动延时	≤0.5S (230VAC，full load)
	Current Ripple 纹波电流	±5%（Imax-Imin）/（Imax+Imin）
	PSTLM	≤1
	SVM	≤0.4
Protection 保护特性	Short Circuit Protection 短路保护	Auto Recovery
	Overload Protection 过载保护	Auto Recovery
	No-load Protection 空载保护	Auto Recovery
	Insulation voltage 绝缘电压	I/P to O/P , 3KVac/1min
	Insulation resistance 绝缘电阻	>100M ohm @ 500VDC
	Leakage current 漏电流	I/P to O/P < 700μA
Environment 使用环境	Ta/Operation Temperature 工作温度	-20…+50℃
	Ts/Storage Temperature 储存温度	-30…+85℃
	Tc/Enclosure Temperature 外壳温度	85℃
	Humidity 湿度	10%....90%RH
	Atmosphere 大气压强	86-108KPa
Construction 安装	Connection Method 连接方式	Push-in Terminal 推入式端子
	Installation 安装方式	Build-in 内置式
	PRI Wire preparation 输入线径	0.75-1.5☑
	SEC Wire preparation 输出线径	0.5-1.5☑
	Dimension 尺寸	230*30*21mm (L*W*H)
Standards 标准	Certification 证书	CE、EAC
	Safety Standards 安全标准	EN61347-1,EN61347-2-13
	EMC Standards 电磁兼容标准	EN55015,EN61000-3-2,EN61000-3-3,EN61547
	Performance 性能标准	EN62384
	Surge 浪涌	L-N:1KV；L/N-PE:2KV；
Others 其它	RoHS 环保	complied to 2011/65/EU
	Life Time 寿命	50000h Ta/Tc

Remark/备注

1.All Parameters, if not specified, are measured at 230VAC/50Hz and 25℃ ambient temperature.

2.LED Driver is a component of the luminaires, Luminaires and wire layout will affect the EMC, please check the EMC with end products again.

2. Label 铭牌(For example举例)

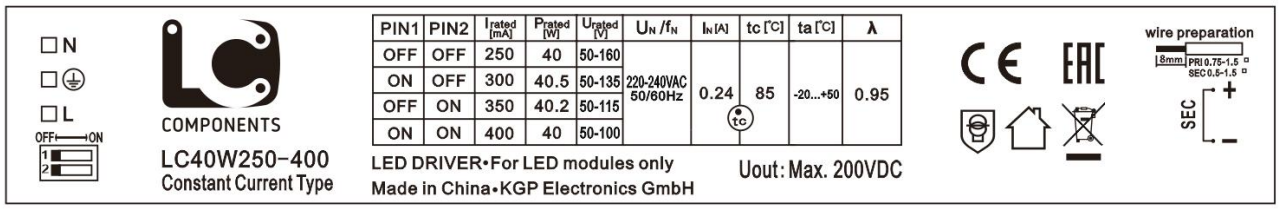

PIN1	PIN2	I_{rated} [mA]	P_{rated} [W]	U_{rated} [V]	U_N / f_N	I_N [A]	tc [°C]	ta [°C]	λ
OFF	OFF	250	40	50-160	220-240VAC 50/60Hz	0.24	85	-20...+50	0.95
ON	OFF	300	40.5	50-135					
OFF	ON	350	40.2	50-115					
ON	ON	400	40	50-100					

3. Dimension 尺寸 （Unit：mm）

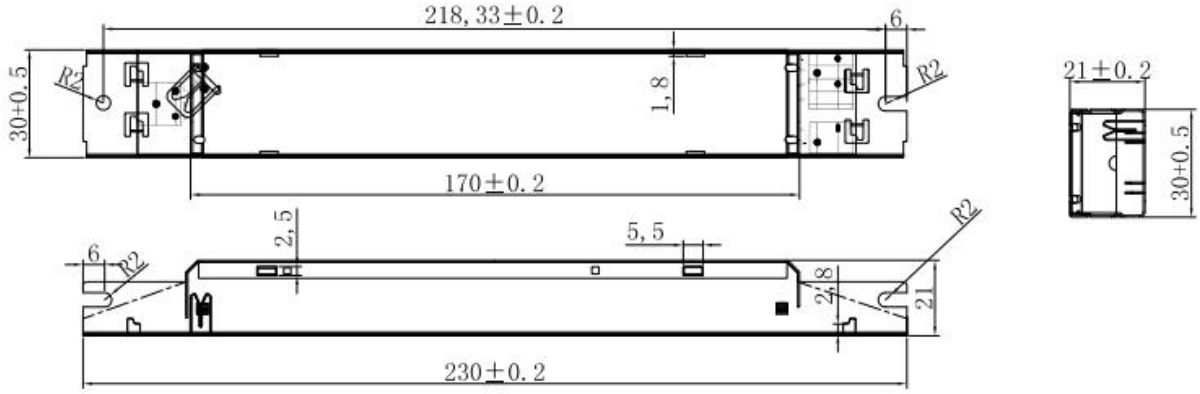

4. Packing information装箱信息

Carton L*W*H(mm) 纸箱尺寸	Pcs/Carton 数量/箱	Net weight/ Pcs(kg) 净重/个	Net weight/ Carton(kg)净重/箱	Gross weight / Carton(kg)毛重/箱
410*270*160	60	T.B.D	T.B.D	T.B.D

5. Wiring Diagram接线图(For example举例)



6.Wiring instructions 接线说明

• All connections must be kept as short as possible to ensure good EMI behaviour
所有的连接线尽可能的短，以保证良好的 EMI

• Mains leads should be kept apart from LED Driver and other leads (ideally 5 – 10 cm distance)
电源线应和驱动器以及其他连接线保持一定的距离（建议 5-10cm）

• Advice the maximum length of output wires is 3 m
建议输出线的最大长度不超过 3m

• Secondary switching is not permitted（Except for constant voltage）
不允许二次侧开关（恒压除外）

• Incorrect wiring can damage LED modules.
错误的布线会损坏 LED 模组

• The wiring must be protected against short circuits to earth (sharp edged metals parts, metal cable clips, louver, etc.)
防止线路电线对地短路。（尖锐的金属零件、金属电缆夹、百叶窗等）

7.REVISION HISTORY 修订历史

DATE 日期	REV 版本	Modification details 修改详情
2022-10-10	V1.0	首次发行