



产品规格书

SPECIFICATION FOR APPROVAL

产品名称 :	导轨式接线端子
Product name	Rail-type Terminal Blocks
产品型号 : Part NO.	UPT-4/2PE
客户产品型号 : Customer part NO.	---
批准日期 : Approval date	2023/1/3

I. 制造方审批/Manufacturer's Approval

设计 designed by	审核 Audit by	批准 Approved by
张群燕	youndy	杨勇

II. 客户审批/Customer Approval

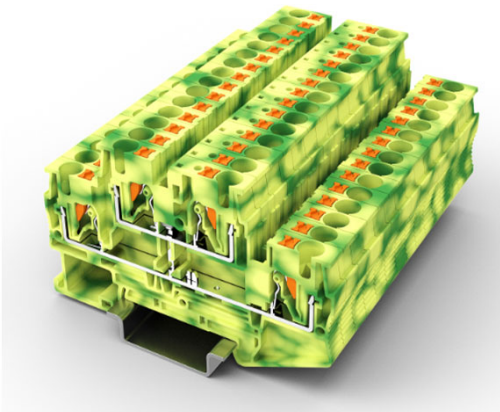
质量工程师/Quality Engineer	审核/Audit by	批准/Approved by

III. 修订履历/Revision Notes

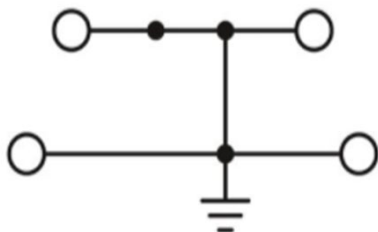
序号 No.	版本 Version	修订内容 Revise contents	修订者 Reviser	修订日期 Revision date
1	A	INITIAL RELEASE	张群燕	2023/1/3
2				
3				
4				
5				
6				

IV.产品简述及型号说明/Product description and Naming System:

1.产品简述/Product description

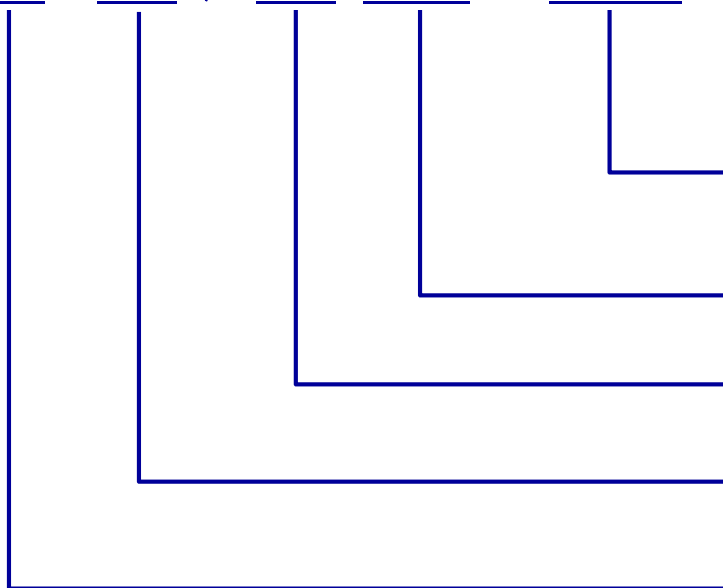


- 直插式连接技术,无需工具即可直接将刚性导线和带冷压头的导线连接至接线点。
Push-in connection technology was developed for direct conductor connection. Rigid conductors and conductors with ferrules can be directly contacted in the conductor connection point without using any tools.
- 插入力小,省心省力
Convenient plugging with lower insertion force
- 弹簧结构,导线拔出力大
High conductor pull-out forces due to the spring design
- 无需专用工具,即可轻松释放导线
The conductor can be easily released without special tools



2. 命名规则/Naming System:

UPT - 4 / 2 PE - YE+GN



外壳颜色:黄绿相间
Housing color:Yellow-Green

接地功能
Ground function

双层
Double-level

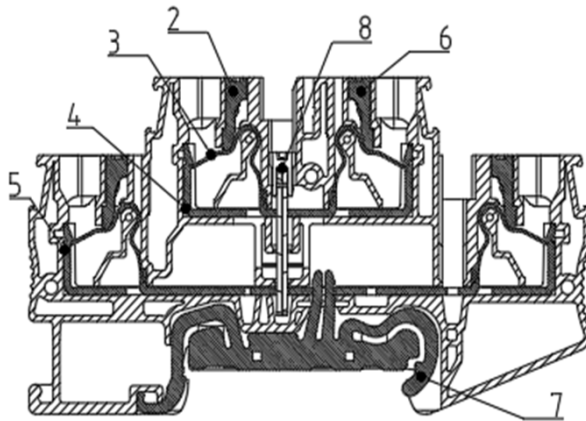
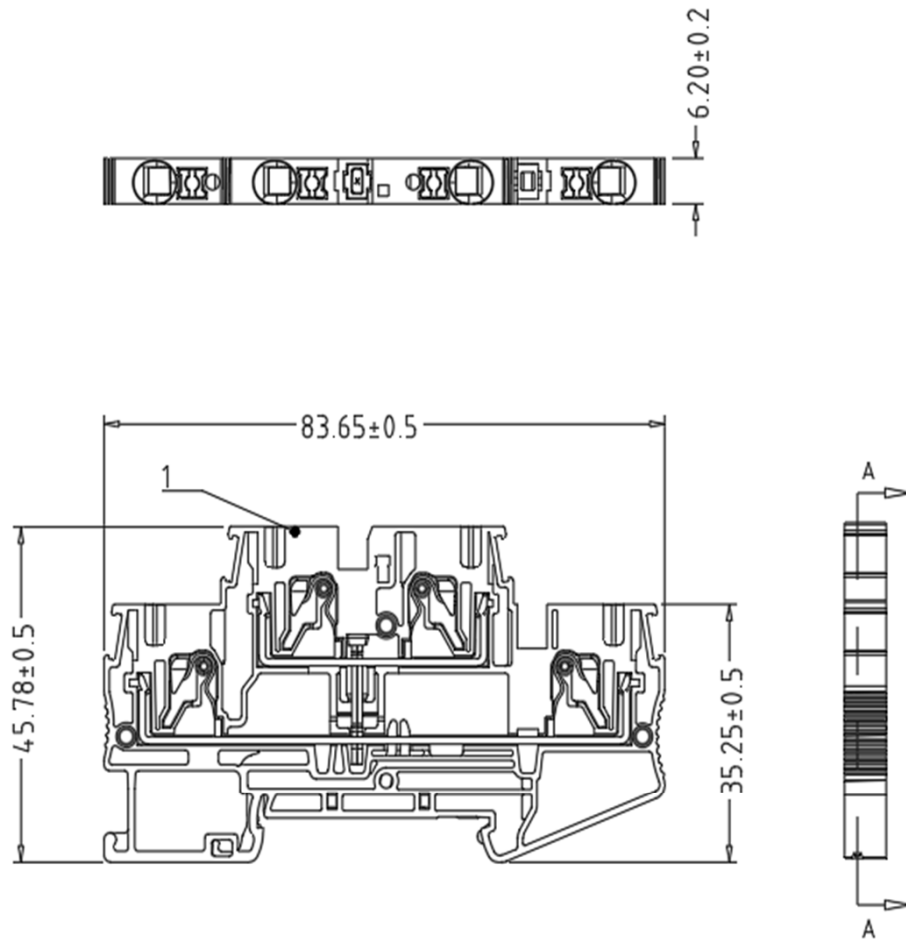
额定横截面
Nominal cross section

系列
Series

V. 技术参数/Technical Specification		
序号 No.	项目 Item	数据 Data
1	连接符合标准/Connection in acc. with standard	IEC 60947-7-2, IEC 60998, IEC 60947-1, UL1059, GB 14048.1, GB 14048.8
2	产品类型/Product type	接地端子/Ground terminal
3	应用领域/Area of application:	铁路工业/Railway industry
		机械工程/Machine building
		工厂工程/Plant engineering
		过程工业/Process industry
4	外形尺寸/Boundary dimension (L*W*H) 【mm】	83.65*6.2*45.85
5	接线方式/ Connection method	直插式连接/Plug-in connection
6	连接方向/Direction of Conductor connection	顶部连接/Top connection
7	连接量/connections	4
8	层数/Number of rows	2
9	每层连接数量/Number of connections	2
10	额定横截面/Nominal cross section 【mm ² 】	4
11	额定电压Nominal voltage IEC/UL 【V】	--
12	额定电流/Nominal current IEC/UL 【A】	--
	最大负载电流/Maximum load current 【A】	--
13	螺钉规格/Screw type	--
14	紧固扭矩/Torque 【Nm】	--
15	剥线长度/Stripping length 【mm】	10-12
16	接线范围/Connection range 【mm ² 】	--
	1) IEC: 刚性导线/Solid 【mm ² 】	0.2-6
	柔性导线/Flexible 【mm ² 】	0.2-6
	2) UL: 刚性导线/Solid 【AWG】	24-10
	柔性导线/Flexible 【AWG】	24-10
	3) 柔性导线横截面（套管，不带塑料绝缘管）/ Conductor cross section flexible, with ferrule without plastic sleeve 【mm ² 】	0.25-4
	4) 柔性导线横截面（带塑料绝缘管的套管）/ Conductor cross section flexible, with ferrule with plastic sleeve 【mm ² 】	0.25-4
5) 2根具有相同横截面的导线，柔性，带TWIN套管及塑料套管/ 2 Conductors with same cross section, flexible, with TWIN ferrule and plastic sleeve 【mm ² 】	--	

	直接插拔式连接横截面/Connection cross sections directly pluggable:	--
17	1) 硬导线横截面/Conductor cross section solid	0.5-6
	2) 柔性导线横截面 (套管, 不带塑料绝缘管) / Conductor cross section flexible, with ferrule without plastic sleeve 【mm ² 】	0.5-4
	3) 柔性导线横截面 (带塑料绝缘管的套管) / Conductor cross section flexible, with ferrule with plastic sleeve 【mm ² 】	0.5-4
18	额定浪涌电压/Rated surge voltage 【KV】	6
19	工频耐压/Power frequency withstand voltage 【KV】	--
20	温升测试/ Temperature-rise test 【℃】	--
21	接触电阻测试/Contact resistance test 【mΩ】	≤ 20
22	导线拔出测试/Pull out force test of conductor	acc. IEC60947-1 : 2020 clause 9.2.5.4 and table 5
23	绝缘电阻测试/Insulation resistance test	≥500MΩ (DC500±50V, Hold for 1 minute)
24	导线机械插拔/Wire insertion and removal	The 6mm ² Solid wire can be removed by pressing the button
25	阻燃等级/Flammability rating according to UL 94	V0
26	环境条件/Ambient conditions:	--
	1) 环境温度 (运行) /Operating temperature 【℃】	-40℃~+105℃ (Depends on the derating curve)
	2) 环境温度 (存放/运输) / Ambient temperature (storage/transport) 【℃】	-25℃ - 60℃ (for a short time, not exceeding 24 h, -60℃ to +70℃)
	3) 允许湿度 (存放/运输) / Permissible humidity (storage/transport)	30 % ... 70 %
	4) 海拔/Altitude	Within 2000m, 40Kpa~80KPa
	5) 相对湿度/Relative humidity	5%~95%
27	安装类型/Mounting type:	NS 35/7,5 or NS 35/15
28	过电压类别&污染等级/ Overvoltage category & Degree of pollution:	III/3
29	产品环保合规性/Environmental Product Compliance:	
	● ROHS	No hazardous substances above threshold values
	● REACH SVHC	No hazardous substances above threshold values
30	质保期/Warranty:	12 Months
31	注意事项/Notice	请注意DIN导轨的载流量 Please note the carrying capacity of DIN rail

VI. 图纸/Drawing:



SECTION A-A

外形尺寸公差/External dimensional tolerance			
>0>6	>6~30	>30~120	>120
± 0.25	± 0.4	± 0.5	± 0.8

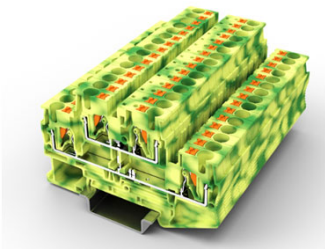
VII. BOM表/BOM TABLE:

序号 No.	零件名称 part name	材 质 Material	表面处理 Surface treatment	数量 Quantity
(1)	外壳 Housing	PA66	N/A	1
(2)	左按钮 Left Button	PA66	N/A	2
(3)	弹簧 Spring	Stainless steel	N/A	4
(4)	短导电片 Short Conductor	Copper	Sn Plating	1
(5)	长导电片 Long Conductor	Copper	Sn Plating	1
(6)	右按钮 Right button	PA66	N/A	2
(7)	接地片 Grounding lug	Phosphor bronze	Sn Plating	1
(8)	桥接组件 Bridging components	/	/	1


VIII. 产品认证/Product Certification



IX. 产品包装/Packaging



产品图片/Product



内盒/inner box



包装完成品/Packaged finished



外箱(封箱前)/Carton(Before sealing)

