

Passive high precision isolated transmitter  
Current signal input & Current signal output



Report Patent Protection RoHS  
EN62368-1



## FEATURES

- Two-port isolation (signal input and signal output)
- High accuracy of 0.1% Full Scale
- High linearity of 0.1% Full Scale
- Isolation test voltage 3kVDC for 60s
- Low voltage-drop of 3V typical at 20mA input
- Extremely low temperature coefficient of 35PPM/°C
- Industrial grade (Operating ambient temperature range -25°C to +71°C)
- High reliability with MTBF >500,000 hours

T1100L is passive signal isolation modules with a standard analog amplifier, 4-20mA current signal input and 4-20mA current signal output. This accurate isolated voltage signal to 4-20mA current conversion can be used in a variety of analog instrument input ports such as PLC and DCS systems, or similar. In addition, this module has extremely small SIP9 form factor with excellent temperature drift characteristics of less than 35PPM / °C across the entire -25 °C to +71 °C operating temperature range. This module adopts unique electromagnetic isolation mode that allows it to withstand 3kVDC isolation test voltage between input and output.

## Selection Guide

Certification	Part No.	Power Supply Input	Input Signal	Output Signal	Isolated Power Output	Channels	Package
EN	T1100L	None	4-20mA	4-20mA	None	1	SIP12

## Input Specifications

Item	Operating Conditions	Value
Power Supply Input	Power supply	None
	Input power	None
	Power supply protection	None
Signal Input	Input signal	4-20mA
	Maximum continuous over range	≤50mA
	Voltage drop-out @20mA	3V (Typ.)

## Output Specifications

Item	Operating Conditions	Value
Signal Output	Output signal	4-20mA
	Load capacity @20mA	≤300 Ω
	Load regulation	<0.05% meas.val./100 Ω

## Transmission Specifications

Item	Operating Conditions	Value
Zero Offset		0.1%FS
Signal Precision		0.1%FS
Temperature Coefficient	Operating temperature range: -25°C to +71°C	0.0035%FS/°C

## General Specifications

Item	Operating Conditions	Value
Electric Isolation		Two-port isolation (signal input and signal output)
Isolation Test	Electric strength test for 1 minute with a leakage current of <1mA, humidity <70%RH	3kVDC
Insulation Resistance	At 500VDC (signal input and signal output)	100M Ω
Operating Temperature		-25°C to +71°C

Transportation and Storage Temperature		-50℃ to +105℃
Safety Standard		EN62368-1 (Report)
Safety Class		CLASS III
Application Environment		The presence of dust, severe vibration, shock and corrosive gas may cause damage to the product

## Mechanical Specifications

Case Material	Black plastic, flame-retardant heat- resistant
Package	SIP 12
Weight	6.2g (Typ.)
Cooling Method	Free air convection

## Application Precautions

1. Carefully read and follow the instructions before use; contact our technical support if you have any question;
2. Do not use the product in hazardous areas;
3. Use only DC power supply source for this product and 220V AC power supply is prohibited;
4. It is strictly forbidden to disassemble the product privately in order to avoid product failure or malfunction.

## After-sales service

1. Factory inspection and quality control are strictly enforced before shipping any product; please contact your local representative or our technical support if you experience any abnormal operation or possible failure of the module;
2. The products have a 3-year warranty period, from the date of shipment. The product will be repaired or exchanged free of charge within the warranty period for any quality problem that occurs under normal use.

## Applied circuit

See *Application Notes for Isolated Transmitter* for details.

## Design Reference

### 1. Schematic diagram

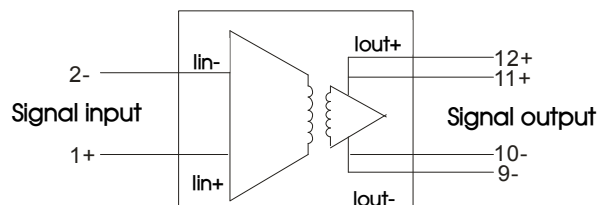


Fig. 1

### 2. Signal input and output correspondence diagram(Ideal state)

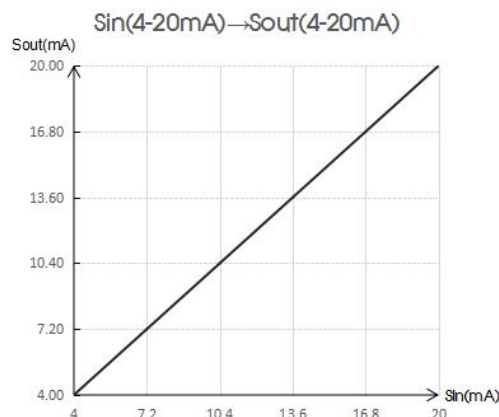


Fig. 2

## 3. Wiring diagram

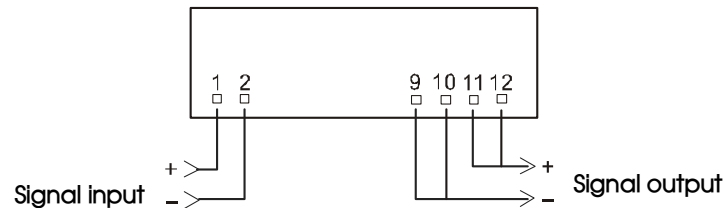
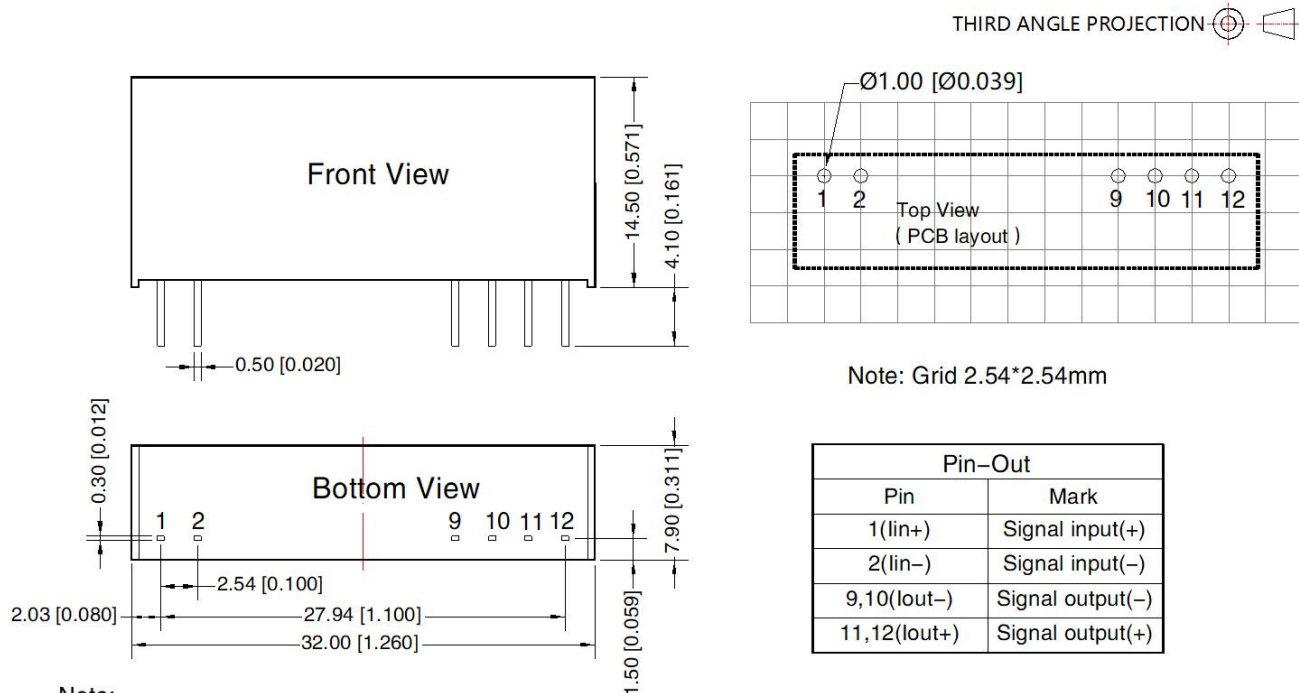


Fig. 3

4. For additional information please find the application notes on [www.mornsun-power.com](http://www.mornsun-power.com)

## Dimensions and Recommended Layout



Note:

Unit: mm[inch]

Pin section tolerances:  $\pm 0.10 [\pm 0.004]$

General tolerances:  $\pm 0.50 [\pm 0.020]$

## Notes:

- For additional information on Product Packaging please refer to [www.mornsun-power.com](http://www.mornsun-power.com). The Packaging bag number: 58210017;
- Unless otherwise specified, parameters in this datasheet were measured under the conditions of  $T_a=25^\circ\text{C}$ , humidity<75%RH with nominal input voltage and rated output load;
- All index testing methods in this datasheet are based on company corporate standards;
- The above are the performance indicators of the product models listed in this datasheet. Some indicators of non-standard models will exceed the above requirements. For details, please contact our technical staff;
- We can provide product customization service, please contact our technicians directly for specific information;
- Products are related to laws and regulations: see "Features" and "EMC";
- Our products shall be classified according to ISO14001 and related environmental laws and regulations, and shall be handled by qualified units.

## MORNSUN Guangzhou Science &amp; Technology Co., Ltd.

Address: No. 8 Nanyun 4th Road, Huangpu District, Guangzhou, China

Tel: 86-20-38601850

Fax: 86-20-38601272

E-mail: [info@mornsun.cn](mailto:info@mornsun.cn)

[www.mornsun-power.com](http://www.mornsun-power.com)