

# 06036D106KAT2A Datasheet

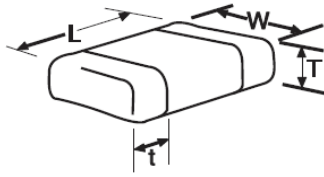
(0603 6.3V X5R 10uF ±10%)

To download data and simulation models visit:

**SpiCAT**  
ONLINE TOOL



## Dimensions

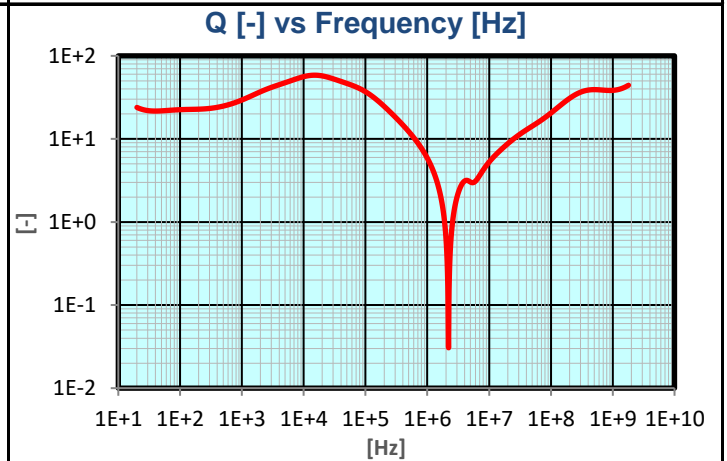
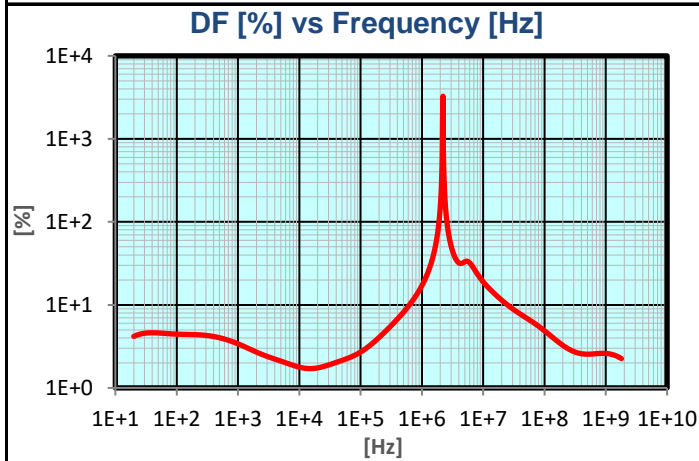
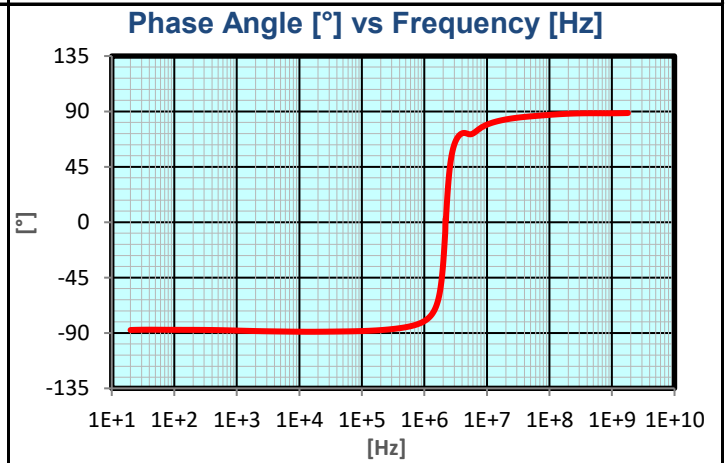
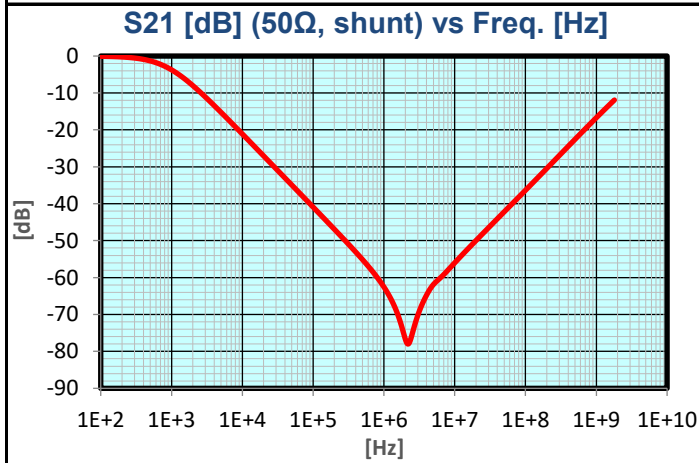
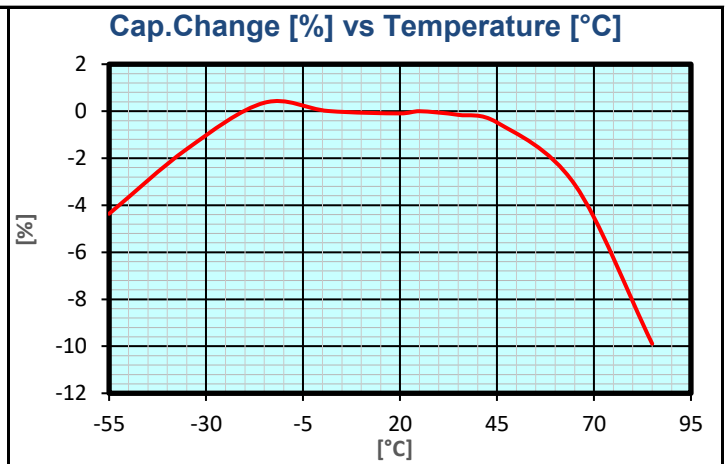
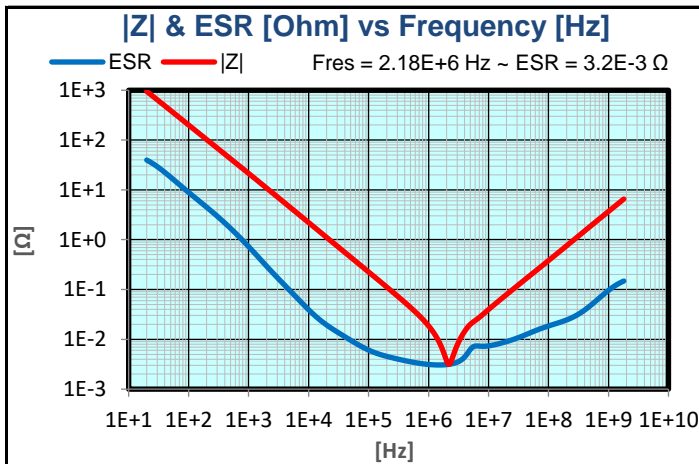


	millimetres (inches)
L	1.60 ± 0.20 (0.063 ± 0.008)
W	0.80 ± 0.20 (0.031 ± 0.008)
T max.	0.94 (0.037)
t	0.35 ± 0.15 (0.014 ± 0.006)

## Basic Specifications

Item	Unit	Spec.	Conditions
Capacitance	uF	9 to 11	@ 1 kHz, 1 Vrms
DF	%	12.5 max.	@ 1 kHz, 1 Vrms
IR	MΩ	50 min.	@ 6.3 Vdc
DWV	Vdc	15.75	@ I ≤ 50mA, t ≤ 5 s
Operating Temperature		-55 °C to +85 °C	
Dielectric		X5R	
AEC-Q200		Not qualified	
RoHS Compliant		Yes	
Termination		Sn	

## Electrical Characteristics

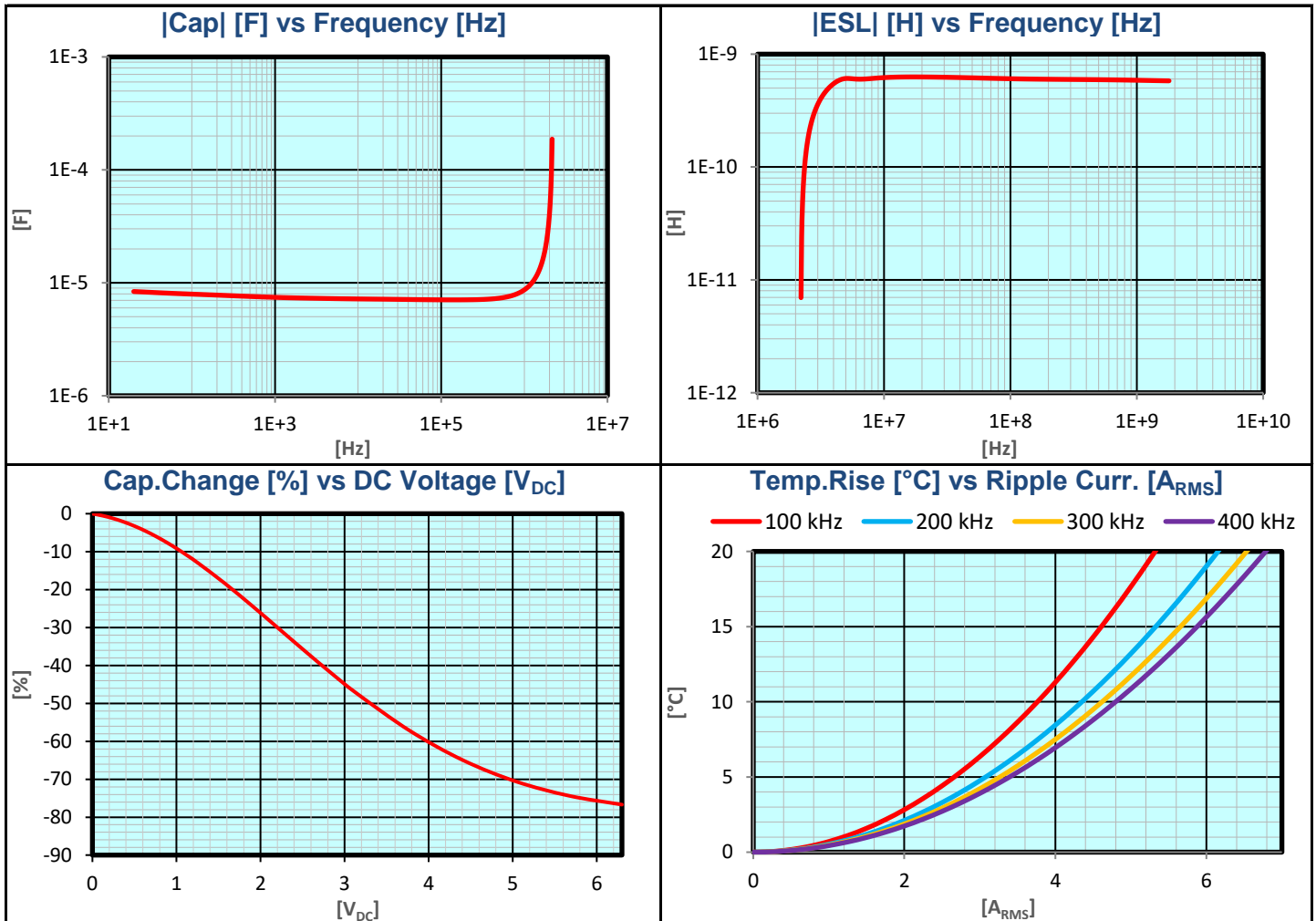


# 06036D106KAT2A Datasheet

(0603 6.3V X5R 10uF ±10%)



## Electrical Characteristics



## How To Order

0805	5	D	103	K	A	T	2	A
Case Size	Voltage	Dielectric	Capacitance Code	Capacitance Tolerance	Failure Rate	Termination	Packaging/ Marking	Special Code
0101*	4 = 4 V	D = X5R	(2 significant digits + no of zeros)	K = ±10 % M = ±20 %	A = Standard	T = Plated Ni/Sn	2 = 7" Reel 4 = 13" Reel U = 4mm TR (01005)	A = Standard
0201	6 = 6.3 V							
0402	Z = 10 V							
0603	Y = 16 V		Examples:					
0805	3 = 25 V		100 = 10 pF					
1206	D = 35 V		102 = 1000 pF					
1210	5 = 50 V		224 = 220000 pF					
1812	1 = 100 V		105 = 1 μF					

\*EIA 01005

**NOTICE:** Specifications are subject to change without notice. All statements, information and data given herein are believed to be accurate and reliable, but are presented without guarantee or responsibility of any kind, expressed or implied. Specifications are typical and may not apply to all applications.